







TELECOMMUNICATING

OBJECTIVE	The students will communicate with one another without seeing or hearing each other; simulating communication via e-mail. The students will then reflect on the experience and think about potential miscommunications via e-mail.
 PREPARATION	A sample e-mail from an every day conversation. Preferably one that contains e-mail gestures such as :), ;), !!!, :(etc..
 ACTIVITY	<ol style="list-style-type: none">1. Divide the students into pairs.2. Have them sit with their backs turned to one another. The students will carry on a conversation by passing papers back and forth. Their conversation could be anything from describing their weekend, explaining how to play a game, talking about a book or a movie etc.3. Join together as a whole class and discuss what worked or didn't work about the communication. Discuss ways of making the communication work better.4. As a class, create a list of guidelines for telecommunication. This could be the class netiquette.
GRADE LEVEL	Grades 2-7
 TIME FRAME	1 hour (30 mins. in pairs, 30 mins. class discussion)
 RESOURCES	You can find view example netiquette lists on the below websites: <ul style="list-style-type: none">• Affirming e-mail behaviors: http://www.stolaf.edu/people/roberts/psych-121/affirming.html• Net Etiquette for Think Quest

	http://www.thinkquest.org/resources/net-etiquette.html <ul style="list-style-type: none">•
SIMILAR ACTIVITIES	Monster Exchange International Telecollaboration